



City of Lawrence Electronic Recycling Event **Saturday, October 23, 2010**

The City of Lawrence Waste Reduction and Recycling Division hosted an Electronic Recycling Event on Saturday, October 23rd. The event was held from 9:00 a.m. to 1:00 p.m. at the Free State High School parking lot located at 4700 Overland Drive, Lawrence.

During the four hour event, a total of six hundred forty nine (649) vehicles dropped off 57,959 pounds (28.98 tons) of electronic equipment including computers, printers, copiers, scanners, televisions, hand held devices, and small appliances (i.e. microwaves).

Electronic recycling was provided by Extreme Recycling, a permitted e-waste recycling and reclamation facility in the State of Kansas. Extreme Recycling has a zero landfill tolerance policy and they do not export overseas.

www.extremerecyclinginc.com



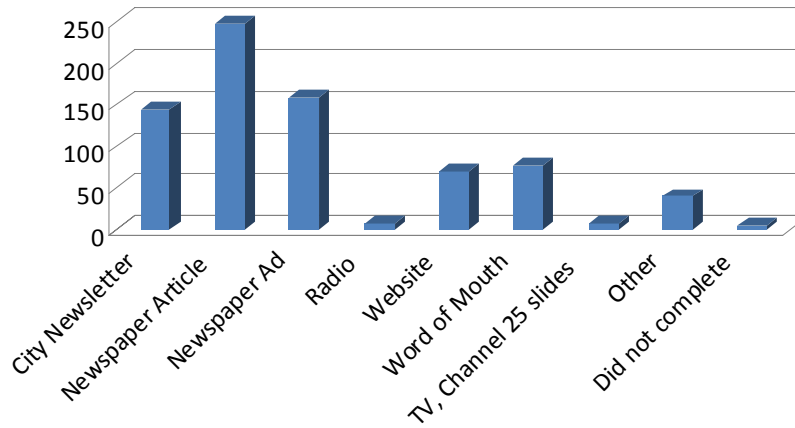
Event Summary and Survey Results:

- A total of 57,959 pounds or 28.98 tons of electronic equipment including computers, printers, copiers, scanners, televisions, hand held devices, and small appliances (i.e. microwaves) were collected for recycling.
- Three hundred one (301) computer monitors and one hundred eighty seven (187) televisions were collected for recycling in addition to other electronics.
- Six hundred forty nine (649) vehicles participated representing six hundred twenty six (626) households and seventy two (72) businesses.
- Ninety three percent (90%) of participants were Lawrence households and businesses. Other participants were from Baldwin City, Eudora, Lecompton, Linwood, McLouth, Overbrook, Tonganoxie, Ozawkie, Topeka, and Bonner Springs.
- Seventy three percent (73%) of participants brought five or fewer electronic items. Seventeen percent (17%) of participants brought six to ten items. Nine percent (9%) brought more than ten items.
- Fifty seven percent (57%) surveyed has not participated in a Lawrence Electronic Recycling Event before. Forty two percent (42%) has participated previously.





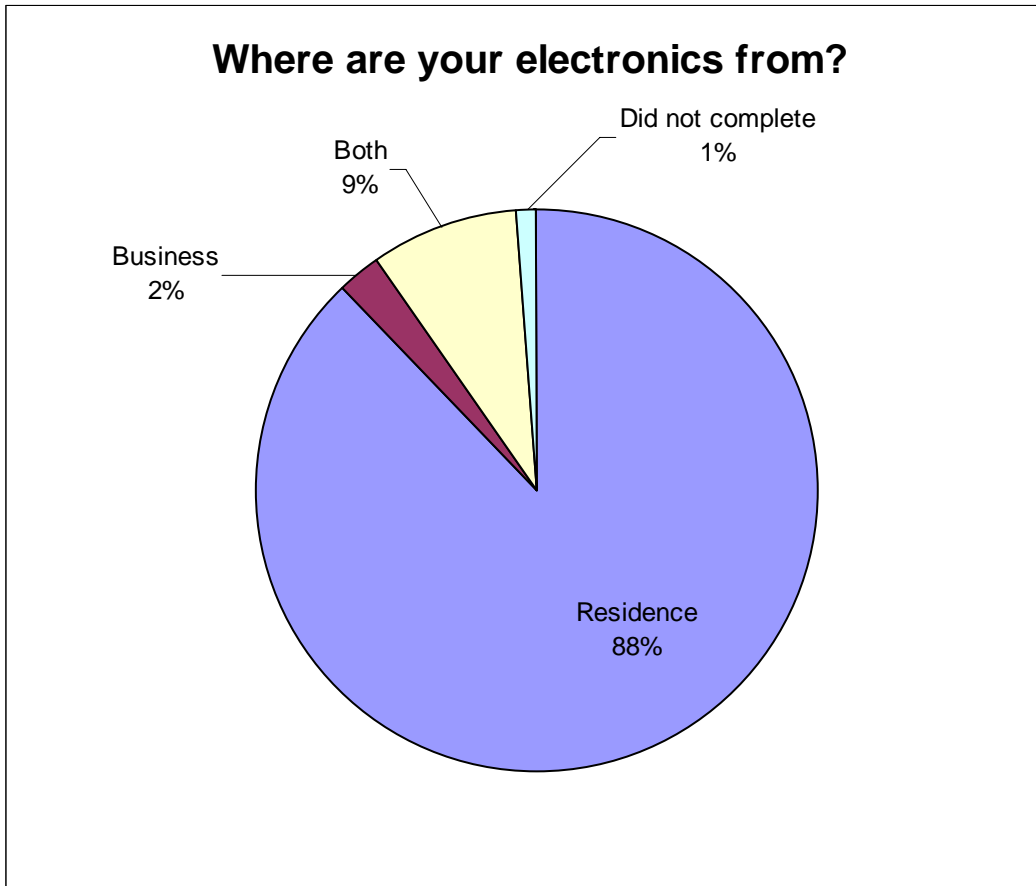
How did you hear about this event?



How did you hear about this event?

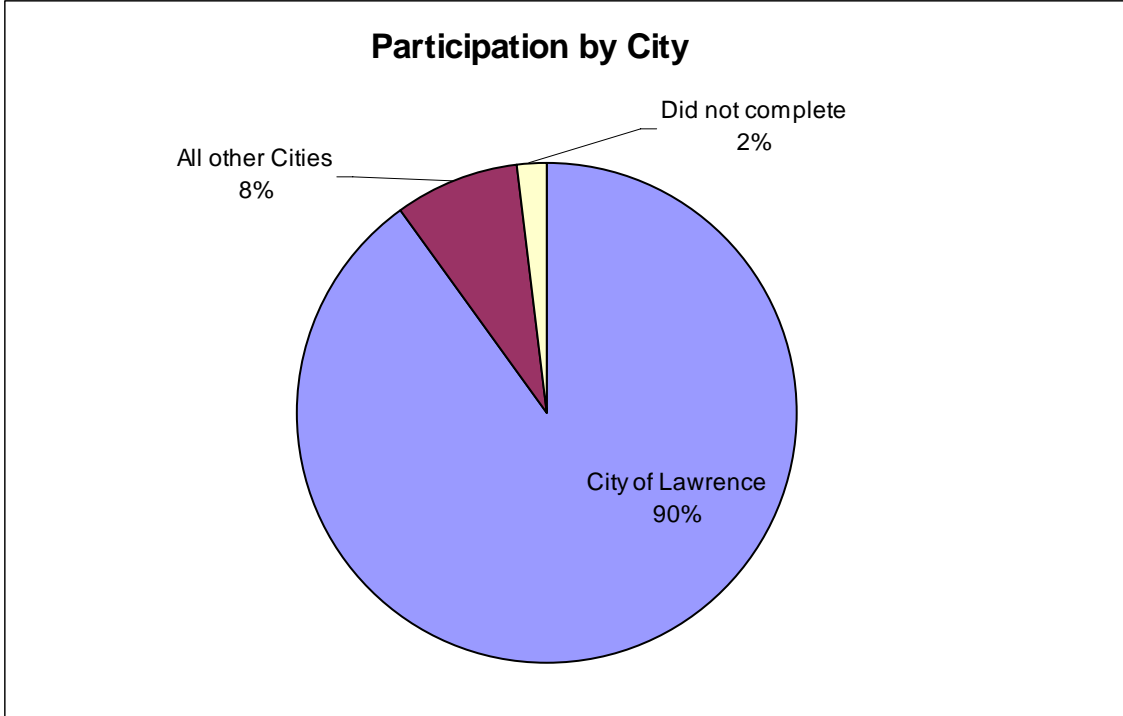
| | | |
|------------------------------------|------------|-------------|
| City Newsletter | 145 | 19% |
| Newspaper Article | 247 | 33% |
| Newspaper Ad | 158 | 21% |
| Radio | 8 | 1% |
| Website | 69 | 9% |
| Word of Mouth | 78 | 10% |
| TV, Channel 25 Slides | 8 | 1% |
| Other: Email | 17 | 2% |
| Other: Called City | 2 | 0% |
| Other: Event Signs | 5 | 1% |
| Other: Handout/Guide at City Event | 10 | 1% |
| Other: (did not specify) | 6 | 1% |
| Did not complete | 6 | 1% |
| Total | 759 | 100% |

Note: many participants marked more than one answer for this question.



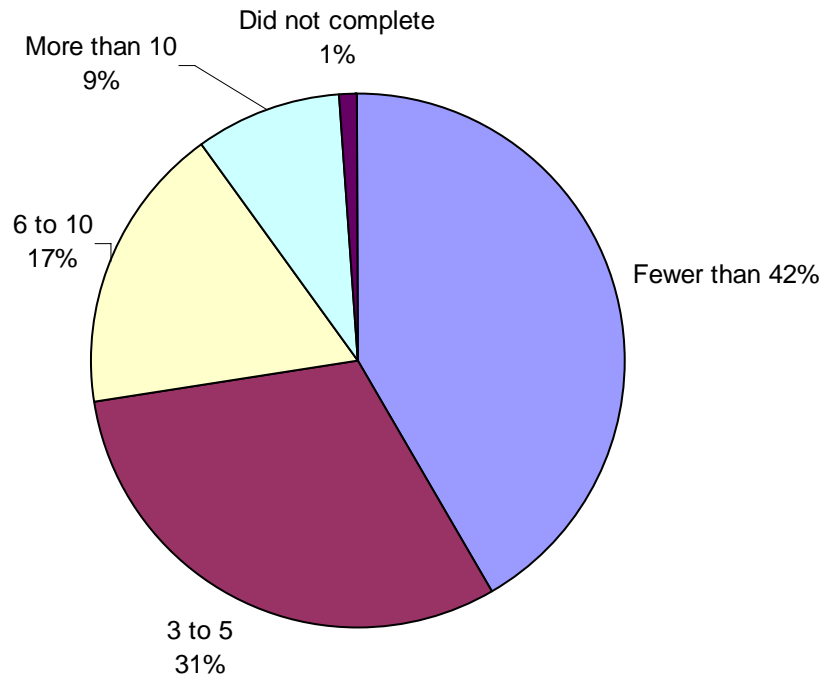
| Where are your electronics from? | | |
|----------------------------------|-----|-----|
| Residence | 570 | 88% |
| Business | 16 | 2% |
| Both | 56 | 9% |
| Did not complete | 7 | 1% |

| | | |
|--------------|------------|-------------|
| Total | 649 | 100% |
|--------------|------------|-------------|

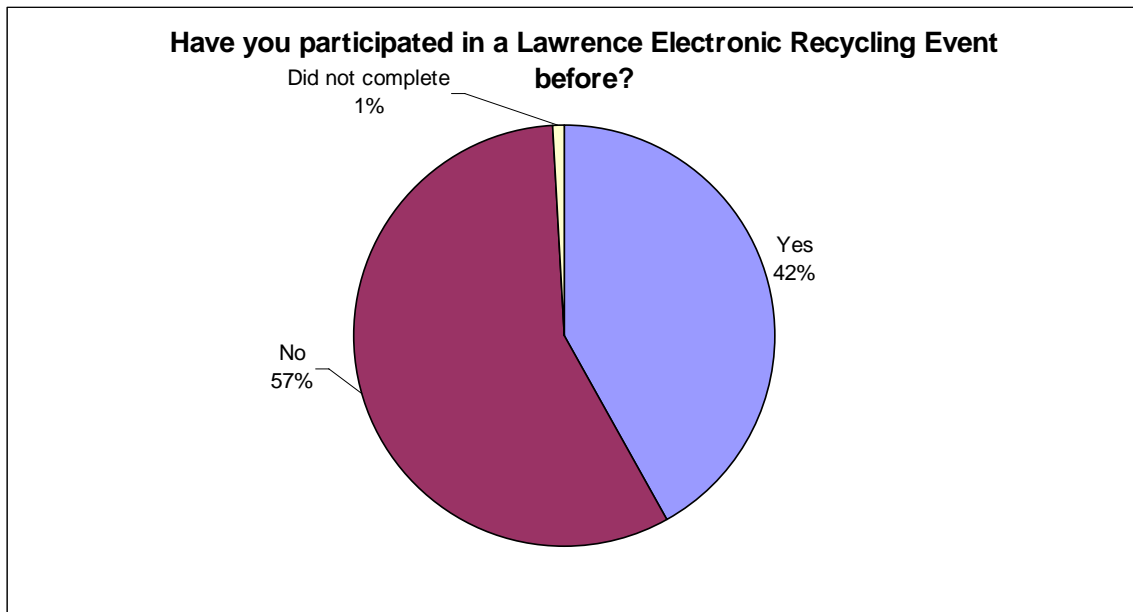


| What is your zip code? | | | |
|------------------------|--------------------|------------|-------------|
| Zip | City | Number | Percent |
| 66605 | Topeka, KS | 2 | 0% |
| 66006 | Baldwin City, KS | 16 | 2% |
| 66012 | Bonner Springs, KS | 1 | 0% |
| 66018 | DeSoto, KS | 1 | 0% |
| 66409 | Berryton, KS | 1 | 0% |
| 66025 | Eudora, KS | 13 | 2% |
| 66044 | Lawrence, KS | 147 | 23% |
| 66046 | Lawrence, KS | 71 | 11% |
| 66047 | Lawrence, KS | 119 | 18% |
| 66049 | Lawrence, KS | 248 | 38% |
| 66050 | Lecompton, KS | 6 | 1% |
| 66052 | Linwood, KS | 2 | 0% |
| 66086 | Tonganoxie, KS | 1 | 0% |
| 66054 | McLouth, KS | 2 | 0% |
| 66524 | Overbrook, KS | 1 | 0% |
| 66111 | Kansas City, KS | 1 | 0% |
| 66214 | Overland Park, KS | 1 | 0% |
| 66070 | Ozawkie, KS | 1 | 0% |
| 66066 | Oskaloosa, KS | 2 | 0% |
| 66073 | Perry, KS | 1 | 0% |
| Did not complete | Did not complete | 12 | 2% |
| Total | | 649 | 100% |

How many electronics are you bringing?



| How many electronics are you bringing? | | |
|--|------------|-------------|
| Fewer than 3 | 270 | 42% |
| 3 to 5 | 200 | 31% |
| 6 to 10 | 114 | 18% |
| More than 10 | 57 | 9% |
| Did not complete | 8 | 1% |
| Total | 649 | 100% |



Have you participated in a Lawrence Electronic Recycling Event before?

| | | |
|------------------|-----|-----|
| Yes | 271 | 42% |
| No | 372 | 57% |
| Did not complete | 6 | 1% |

| | | |
|--------------|------------|-------------|
| Total | 649 | 100% |
|--------------|------------|-------------|