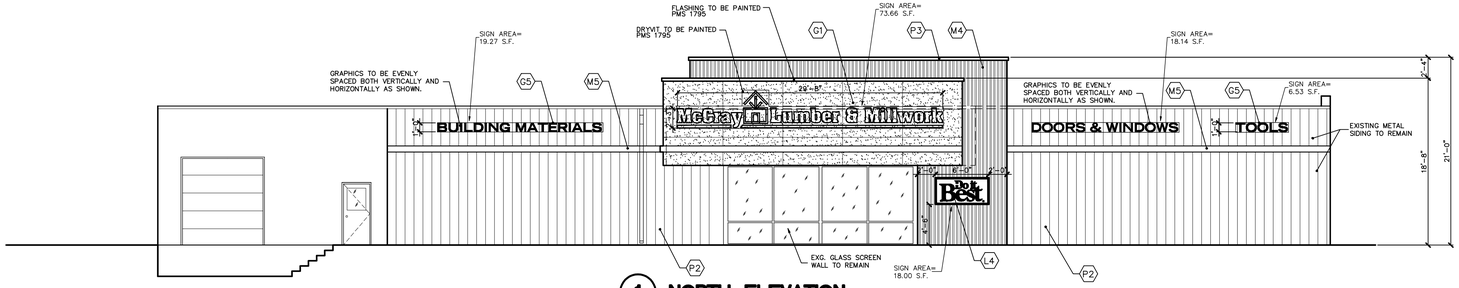

1 NORTH ELEVATION

SCALE: 1/8" = 1'-0"

TOTAL NORTH SIGNAGE AREA = 135.60 S.F.

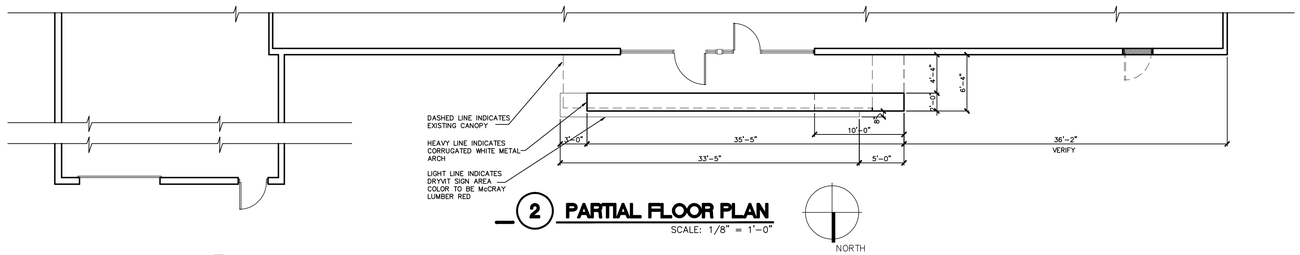

2 PARTIAL FLOOR PLAN

SCALE: 1/8" = 1'-0"

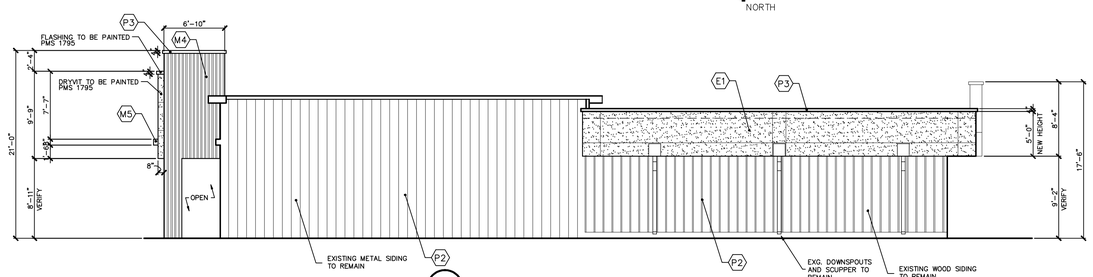

3 WEST ELEVATION

SCALE: 1/8" = 1'-0"

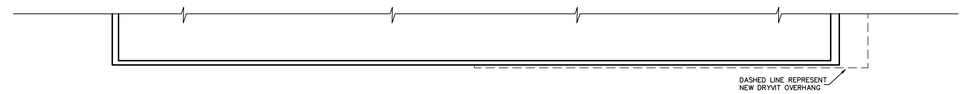

4 PARTIAL FLOOR PLAN

SCALE: 1/8" = 1'-0"

NORTH

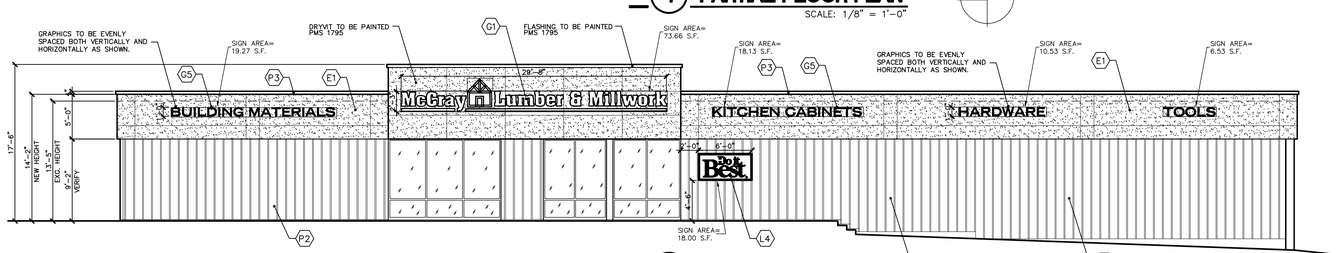

5 SOUTH ELEVATION

SCALE: 1/8" = 1'-0"

TOTAL SOUTH SIGNAGE AREA = 146.12 S.F.

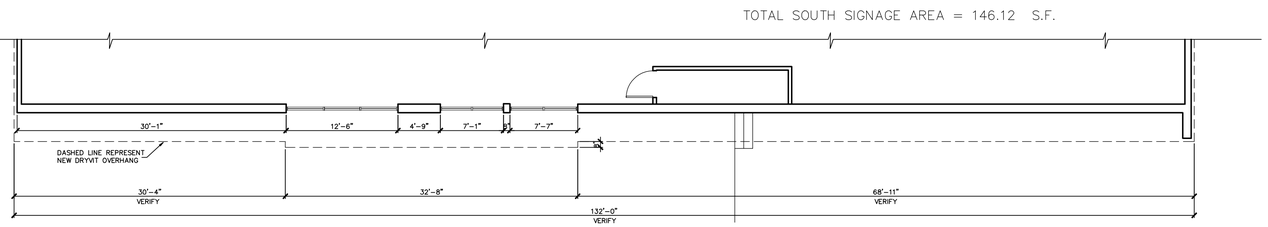

6 PARTIAL FLOOR PLAN

SCALE: 1/8" = 1'-0"

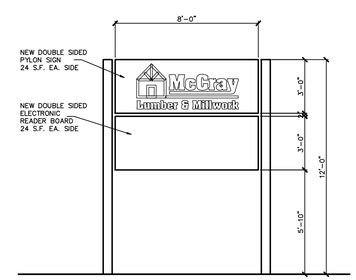

7 PYLON ELEVATION

SCALE: 1/4" = 1'-0"

EXTERIOR FINISHES

METAL SPECIFICATIONS

M1 CORP. RED PANEL IN 24 GA. STEEL WITH A GALVALUME SUBSTRATE, SMOOTH TEXTURE AND A SIGNATURE 200 FINISH.

M2 CORP. WHITE 7.2 RIBBED PANEL IN 24 GA. STEEL WITH A GALVALUME SUBSTRATE, SMOOTH TEXTURE AND A SIGNATURE 200 FINISH.

M3 CORP. BLUE 7.2 RIBBED PANEL IN 24 GA. STEEL WITH A GALVALUME SUBSTRATE, SMOOTH TEXTURE AND A SIGNATURE 300 FINISH.

M4 CLEAR COATED 7.2 RIBBED PANEL IN 24 GA. STEEL WITH A GALVALUME SUBSTRATE, SMOOTH TEXTURE AND A CLEAR FINISH.

M5 3 MM ISD 2 MAPLE COLOR METAL PANEL (EG-8.12)

M6 2" PROFILE ALUMINUM FRAME PAINTED TO MATCH PMS 155C (EG 8.0)

M7 8" SQUARE FRAME-ALUMINUM (EG-7.0)

E.I.F.S. SPECIFICATIONS

E1 CREAM COLOR DRYVIT, SANDPEBBLE DPR

E2 BASE COLOR DRYVIT, SANDPEBBLE DPR, PAINTED TO MATCH WARM RED.

C1 CONCRETE SPLIT-FACED BLOCK

PAINT SPECIFICATIONS

P1 WARM RED

P2 DIB E094 URBAN SOMBRERO, VALSPAR 716-2 GEORGIAN IVORY OR EQUIVALENT.

P3 SW 7019 GAUNTLET GREY

P4 SW 6531 INDIGO

P5 SW 6361 AUTUMNAL

LIGHTING, READER BOARD SPECIFICATIONS

L1 "CONTROLLED DIRECTIONAL LIGHTING", (8') 800/1500 M.A. HIGH OUTPUT, LOW TEMPERATURE BALLAST, WEATHERPROOF, BULBS DIB# 500-997.

L2 4' X 12' BACK LIT READER BOARD

L3 4' X 8' BACK LIT READER BOARD

L4 3' X 6' DO IT BEST BACK LIT SIGN (EG-4.DIB)

L5 4' X 8' DO IT BEST BACK LIT SIGN (EG-4.DIB)

PY1 EXTERIOR PYLON SIGN (EG-1A)

PY2 EXTERIOR PYLON SIGN WITH LED MESSAGE BOARD (EG-1B)

GRAPHIC SIGNAGE SPECIFICATIONS

G1 WHITE INTERNALLY ILLUMINATED CHANNEL LETTERS (EG-4A, EG-4B OR EG-4C)

G2 WHITE PLASTIC LETTERS (EG-5.0)

G3 WHITE VINYL LETTERS

G4 BLACK DAY/NIGHT CHANNEL LETTERS

G5 BLACK PLASTIC LETTERS (EG-5.0)

G6 BLACK VINYL LETTERS

G7 WHITE METAL LETTERS (EG-5.0)

G8 BLACK METAL LETTERS (EG-5.0)

G9 CORP. YELLOW VINYL LETTERS

G10 DIC LOGO INTERNALLY ILLUMINATED CHANNEL LETTERS (EG-4.DIC)

G11 CUSTOM COLOR METAL LETTERS (EG-5A)

G12 CUSTOM COLOR PLASTIC LETTERS (EG-5AA)

G13 CUSTOM COLOR MEMBER LOGO (EG-4.MBR)

EP1 EXTERIOR HOME PEAK GRAPHIC (EG-6.1A)

EP2 EXTERIOR GARDEN PEAK GRAPHIC (EG-6.2A)

EP3 EXTERIOR RENTAL PEAK GRAPHIC (EG-6.3A)

EP4 EXTERIOR DRIVE-THRU PEAK GRAPHIC (EG-6.4A)

EP5 EXTERIOR CONTRACTOR PEAK GRAPHIC (EG-6.5A)

EP6 EXTERIOR THANK YOU PEAK GRAPHIC (EG-6B)

EP7 EXTERIOR LUMBER YARD PEAK GRAPHIC (EG-6.6A)

D1 GRAPHIC DO IT IN STYLE 3'-8" X 3'-8" (EG-8.10)

D2 GRAPHIC DO IT YOURSELF 3'-8" X 3'-8" (EG-8.11)

S1 EXTERIOR CABINET SIGN (EG-9)

S2 EXTERIOR STRIP CENTER PYLON INSERT (EG-10)

NOTE:

* CHECK THE DESIGN MANUAL FOR ALL SPECIFICATIONS AND CORP. COLORS AS SHOWN.
* ALL DIMENSIONS SHOWN ARE APPROXIMATE AND ARE USED TO GIVE THE OWNER AND CONTRACTOR THE PROPER PROPORTIONS TO REPRESENT THE SIGNATURE DESIGN PROGRAM IN ARCHITECTURAL TERMS.
* MEMBER TO BE RESPONSIBLE FOR FIELD VERIFYING ALL DIMENSIONS PRIOR TO ORDERING INTERIOR AND/OR EXTERIOR COMPONENTS.

NOTE:

* THE EXTERIOR ELEMENTS ILLUSTRATED ON THE ELEVATIONS CONTAIN TRADE DRESS ELEMENTS THAT ARE LIMITED TO MEMBERS PARTICIPATING IN THE SIGNATURE DESIGN PROGRAM. THIS WILL ENSURE AND PROTECT "BRAND EQUITY" TO ALL MEMBERS THAT ARE IN THE DESIGN PROGRAM. THESE EXTERIOR COMPONENTS MUST BE EXECUTED AS DESIGNED. ANY CONCERNS REGARDING THE EXTERIOR FINISH MATERIALS, COLORS, SIZE, LETTERING FONTS AND LOGOS MUST BE DISCUSSED WITH YOUR REGIONAL DESIGNER. FAILURE TO COMMUNICATE REQUESTS FOR CHANGES MAY RESULT IN ADDITIONAL EXPENSES OR JEOPARDIZE YOUR PARTICIPATION IN THE SIGNATURE DESIGN PROGRAM.

NOTE:

* MEMBER TO BE RESPONSIBLE FOR VERIFYING DIMENSIONS, QUANTITIES AND COLORS PRIOR TO ORDERING METAL FROM MBCI OR OTHER APPROVED METAL MANUFACTURER.
* OWNER/ARCHITECT/CONTRACTOR RESPONSIBLE FOR MATERIALS AND DETAILS FOR CLOSING OFF TOP OF ALL ARCHES SHOWN.
* MEMBER TO BE RESPONSIBLE FOR VERIFYING DIMENSIONS, QUANTITIES AND COLORS PRIOR TO ORDERING VINYL GRAPHICS FROM VERNON OR OTHER APPROVED VINYL SUPPLIER.

StoreDevelopment
Do It Best Design Best™
6502 Nelson Road, Fort Wayne, IN 46803
260-748-5300

copyright 2009
All ideas, designs represented by these drawings are the property of Do It Best Corp. and are developed for the specific project noted on these drawings or ideas shown here shall be used by any person without written permission by Do It Best Corp. Written dimensions shall take

Signature STORE DESIGN PROGRAM

McCray Lumber Store No. 3644

IMPORTANT: PLEASE REA

ANY CHANGES, ADDITONS, DELETIONS, OR TO THIS PLAN, INCLUDING, BUT NOT LIMIT LAYOUT, ARCHITECTURAL DESIGN, STYLE, COLOR MUST BE APPROVED BY DO IT BE FAILURE TO OBTAIN APPROVAL FROM THE MANAGER OR DESIGNERS MAY VOID THE BETWEEN THE MEMBER AND DO IT BEST STATED & SIGNED ON THE DO IT BEST C SIGNATURE DESIGN AGREEMENT.

BUILDING ELEVATION NOTE

DO IT BEST CORP. PREPARED THIS DRAW DEMONSTRATE A SUGGESTED GENERAL AR OF FIXTURES AND EQUIPMENT OF THE SIG DESIGN PROGRAM FOR THE CONVENIENCE MEMBER. ALL MEASUREMENTS SHOWN AR APPROXIMATE AND BASED ON AVAILABLE ACTUAL MEASUREMENTS MUST BE VERIFIE JOB. THIS DRAWING IS NOT INTENDED TO AS A CONSTRUCTION DOCUMENT.

DATE	REVISIONS & NOTE
06/02/10	ADDED INSPIRATIONAL BANDING TO THE SIDE OF THE STORE. ADDED (2) 8'X8' SOUTH ELEV. REMOVED THE "TAG" LINE
06/28/10	REMOVED INSPIRATIONAL BANDING FRO SOUTH ELEVATORS. REMOVED SIGNAGE ALL PER SIGNAGE ORDINANCE.

STORE: McCRAY LUMBER

CONTACT: ROY LEWIS

DATE: 05/05/10

DRAWN BY: THS

DESIGNED BY: THS

FILE NAME: 3644-A3

Elevation I

PLOT DATE: 03 Jun 10 - 08:44 am

SHEET: A