


# Flow Meter & Rain Gauge Locations 2011 Contract

## Rain Gauge

 Existing Rain Gauge

## Flow Meter

 Existing Flow Meter

 Drainage Basin

## Facility


 LiftStation

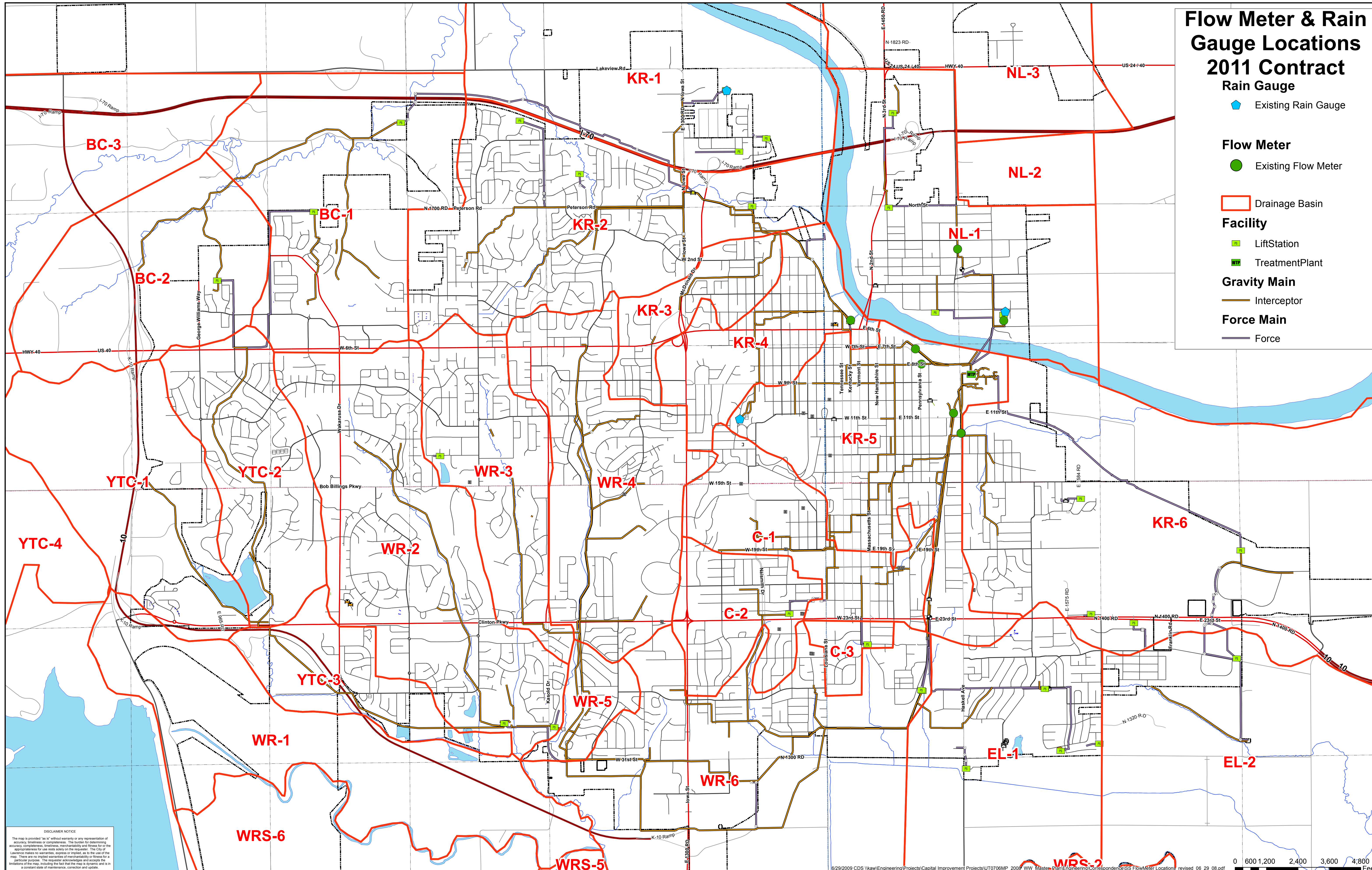
 TreatmentPlant

## Gravity Main

 Interceptor

## Force Main

 Force



**DISCLAIMER NOTICE**  
The map is provided "as is" without warranty or any representation of accuracy, timeliness or completeness. The burden for determining accuracy, completeness, timeliness, merchantability and fitness for the purpose is on the user. The City of Lawrence makes no warranty, express or implied, as to the use of the map. There are no implied warranties of merchantability or fitness for a particular purpose. The user acknowledges and accepts the limitations of the map, including the fact that the map is dynamic and is in a constant state of maintenance, correction and update.