

INDUSTRIAL --4/9/03

	Jurisdiction	Building Permit Fees			Plan Review Fees			Total cost of Building Permit (Building permit + Plan Review Fees)		
		Building A	Building B	Building C	Building A	Building B	Building C	Building A	Building B	Building C
1	Mission Hills, Kansas	0.00	0.00	1260.00	0.00	0.00	0.00	0.00	0.00	1,260.00
2	City of Prairie Village	253.30	1982.25	393.50	164.77	1288.46	20.00	418.07	3,270.71	413.50
4	Oak Grove / Jackson County	512.25	4460.00	764.25				512.25	4,460.00	764.25
5	Lenexa, KS / Johnson County	225.00	3750.00	180.00	45.00	750.00	30.00	270.00	4,500.00	210.00
6	City of Spring Hill, KS	549.50	4539.50	814.50				549.50	4,539.50	814.50
7	Platte City, Platte County	550.50	4539.50	814.50	0.00	0.00	0.00	550.50	4,539.50	814.50
8	Excelsior Springs / Clay county	228.00	3455.00	370.00	89.00	1509.00	71.00	317.00	4,964.00	441.00
3	City of Eudora, KS	767.50	4997.75	900.00	0.00	0.00	0.00	767.50	4,997.75	900.00
9	City of Raytown, MO	288.00	4428.00	543.00	0.00	904.50	0.00	288.00	5,332.50	543.00
10	De Soto, KS / Johnson County	447.00	4539.50	639.50	89.50	907.90	30.00	536.50	5,447.40	669.50
11	Douglas County	671.51	5553.51	994.70	0.00	0.00			5,553.51	
12	Grain Valley	549.50	3639.50	818.00	386.45	2365.70	513.00	935.95	6,005.20	1,331.00
13	Blue Springs/Jackson	597.63	5028.63	0.00	\$149.41	1257.16	0.00	747.04	6,285.79	0.00
14	Gladstone, Clay	673.75	5505	1070	100	800	25	773.75	6,305.00	1,095.00
15	Belton MO, Cass County	520.50	6225.00	833.00	42/hr	42/hr	No Charge	604.50	6,309.00	833.00
16	City of Lawrence	916.75	6528.55	902.75	0.00	0.00	0.00	916.75	6528.55	902.75
17	Grandview, MO	327.00	6007.00	607.00	160.00	900.00	0.00	487.00	6,907.00	607.00
18	Lansing, Kansas	646.50	4339.50	599.00	420.23	2820.68	0.00	1,066.73	7,160.18	599.00
19	Olathe	225.00	5625.00	195.00	300.00	1550.00	25.00	525.00	7,175.00	220.00
20	City of Gardner, KS	549.50	4539.50	814.50	329.70	2723.70	0.00	879.20	7,263.20	814.50
21	Independence, Mo / Jackson Cnty	540.00	7350.00	925.00				540.00	7,350.00	925.00
22	Buckner, Missouri	250.00	4500.00	375.00	162.50	2925.00	243.75	412.50	7,425.00	618.75
23	Parkville	853.75	7433.75	1273.75				853.75	7,433.75	1,273.75
24	Cit of Kearney, MO /Clay cty	300.00	7500.00	600.00				300.00	7,500.00	600.00
25	Platte County	675.00	7775.00	250.00				675.00	7,775.00	250.00
26	Kansas City Kansas - Wyandotte	281.40	5048.40	400.00	440.20	3382.20	0.00	721.60	8,430.60	400.00
27	Overland Park, KS / Johnson County	225.00	5625.00	180.00	113.00	2813.00	100.00	338.00	8,438.00	280.00
28	City of North Kansas City, MO / Clay Cty	873.85	7737.85	1307.85	131.08	1160.68	196.18	1,004.93	8,898.53	1,504.03
29	Roeland Park, Johnson County, KS	375.00	9375.00	225.00	0.00	50.00	0.00	375.00	9,425.00	225.00
30	Unincorporated Johnson County	767.50	6330.00	1145.00	498.88	4114.50	50.00	1,266.38	10,444.50	1,195.00
31	City of Fairway	748.75	6238.75	200.00	486.69	4669.43	40.00	1,235.44	10,908.18	240.00
32	Tonganoxie - Leavenworth County	648.00	11118.00	640.00				648.00	11,118.00	640.00
33	Jackson County	780.69	6750.25	834.78	507.45	4387.66	0.00	1,288.14	11,137.91	834.78
34	City of Leavenworth	853.75	7433.75	1273.75	554.94	4831.94	0.00	1,408.69	12,265.69	1,273.75
35	Kansas City Missouri	802.40	8842.68	434.89	401.20	4421.04	24.00	1,203.60	13,263.72	458.89
36	Bonner Springs, KS	590.00	8073.50	585.50	383.50	5247.78	0.00	973.50	13,321.28	585.50
37	Smithville	900.00	22500.00	900.00				900.00	22,500.00	900.00

RESIDENTIAL--4/9/03

	Jurisdiction	Building Permit Fees			Plan Review Fees			Total cost of Building Permit (Building permit + Plan Review Fees)		
		Building A	Building B	Building C	Building A	Building B	Building C	Building A	Building B	Building C
1	Blue Springs/Jackson	597.63	5028.63	0.00	\$149.41	1257.16	0.00	747.04	6,285.79	0.00
2	Lenexa, KS / Johnson County	225.00	3750.00	180.00	45.00	750.00	30.00	270.00	4,500.00	210.00
3	Olathe	225.00	5625.00	195.00	300.00	1550.00	25.00	525.00	7,175.00	220.00
4	Roeland Park, Johnson County, KS	375.00	9375.00	225.00	0.00	50.00	0.00	375.00	9,425.00	225.00
5	City of Fairway	748.75	6238.75	200.00	486.69	4669.43	40.00	1,235.44	10,908.18	240.00
6	Platte County	675.00	7775.00	250.00				675.00	7,775.00	250.00
7	Overland Park, KS / Johnson County	225.00	5625.00	180.00	113.00	2813.00	100.00	338.00	8,438.00	280.00
8	Kansas City Kansas - Wyandotte	281.40	5048.40	400.00	440.20	3382.20	0.00	721.60	8,430.60	400.00
9	City of Prairie Village	253.30	1982.25	393.50	164.77	1288.46	20.00	418.07	3,270.71	413.50
10	Excelsior Springs / Clay county	228.00	3455.00	370.00	89.00	1509.00	71.00	317.00	4,964.00	441.00
11	Kansas City Missouri	802.40	8842.68	434.89	401.20	4421.04	24.00	1,203.60	13,263.72	458.89
12	City of Raytown, MO	288.00	4428.00	543.00	0.00	904.50	0.00	288.00	5,332.50	543.00
13	Bonner Springs, KS	590.00	8073.50	585.50	383.50	5247.78	0.00	973.50	13,321.28	585.50
14	Lansing, Kansas	646.50	4339.50	599.00	420.23	2820.68	0.00	1,066.73	7,160.18	599.00
15	Cit of Kearney, MO /Clay cty	300.00	7500.00	600.00				300.00	7,500.00	600.00
16	Grandview, MO	327.00	6007.00	607.00	160.00	900.00	0.00	487.00	6,907.00	607.00
17	Buckner, Missouri	250.00	4500.00	375.00	162.50	2925.00	243.75	412.50	7,425.00	618.75
18	Tonganoxie - Leavenworth County	648.00	11118.00	640.00				648.00	11,118.00	640.00
19	De Soto, KS / Johnson County	447.00	4539.50	639.50	89.50	907.90	30.00	536.50	5,447.40	669.50
20	Oak Grove / Jackson County	512.25	4460.00	764.25				512.25	4,460.00	764.25
21	City of Spring Hill, KS	549.50	4539.50	814.50				549.50	4,539.50	814.50
22	Platte City, Platte County	550.50	4539.50	814.50	0.00	0.00	0.00	550.50	4,539.50	814.50
23	City of Gardner, KS	549.50	4539.50	814.50	329.70	2723.70	0.00	879.20	7,263.20	814.50
24	Belton MO, Cass County	520.50	6225.00	833.00	42/hr	42/hr	No Charge	604.50	6,309.00	833.00
25	Jackson County	780.69	6750.25	834.78	507.45	4387.66	0.00	1,288.14	11,137.91	834.78
26	City of Eudora, KS	767.50	4997.75	900.00	0.00	0.00	0.00	767.50	4,997.75	900.00
27	Smithville	900.00	22500.00	900.00				900.00	22,500.00	900.00
28	City of Lawrence	916.75	6528.55	902.75	0.00	0.00	0.00	916.75	6528.55	902.75
29	Independence, Mo / Jackson County	540.00	7350.00	925.00				540.00	7,350.00	925.00
30	Douglas County	671.51	5553.51	994.70	0.00	0.00				994.70
31	Gladstone, Clay	673.75	5505	1070	100	800	25	773.75	6,305.00	1,095.00
32	Unincorporated Johnson County	767.50	6330.00	1145.00	498.88	4114.50	50.00	1,266.38	10,444.50	1,195.00
33	Mission Hills, Kansas	0.00	0.00	1260.00	0.00	0.00	0.00	0.00	0.00	1,260.00
34	Parkville	853.75	7433.75	1273.75				853.75	7,433.75	1,273.75
35	City of Leavenworth	853.75	7433.75	1273.75	554.94	4831.94	0.00	1,408.69	12,265.69	1,273.75
36	Grain Valley	549.50	3639.50	818.00	386.45	2365.70	513.00	935.95	6,005.20	1,331.00
37	City of North Kansas City, MO / Clay Cty	873.85	7737.85	1307.85	131.08	1160.68	196.18	1,004.93	8,898.53	1,504.03




COMMERCIAL--4/9/03

	Jurisdiction	Building Permit Fees			Plan Review Fees			Total cost of Building Permit (Building permit + Plan Review Fees)		
		Building A	Building B	Building C	Building A	Building B	Building C	Building A	Building B	Building C
1	Mission Hills, Kansas	0.00	0.00	1260.00	0.00	0.00	0.00	0.00	0.00	1,260.00
2	Lenexa, KS / Johnson County	225.00	3750.00	180.00	45.00	750.00	30.00	270.00	4,500.00	210.00
3	City of Raytown, MO	288.00	4428.00	543.00	0.00	904.50	0.00	288.00	5,332.50	543.00
4	Cit of Kearney, MO /Clay county	300.00	7500.00	600.00				300.00	7,500.00	600.00
5	Excelsior Springs / Clay county	228.00	3455.00	370.00	89.00	1509.00	71.00	317.00	4,964.00	441.00
6	Overland Park, KS / Johnson County	225.00	5625.00	180.00	113.00	2813.00	100.00	338.00	8,438.00	280.00
7	Roeland Park, Johnson County, KS	375.00	9375.00	225.00	0.00	50.00	0.00	375.00	9,425.00	225.00
8	Buckner, Missouri	250.00	4500.00	375.00	162.50	2925.00	243.75	412.50	7,425.00	618.75
9	City of Prairie Village	253.30	1982.25	393.50	164.77	1288.46	20.00	418.07	3,270.71	413.50
10	Grandview, MO	327.00	6007.00	607.00	160.00	900.00	0.00	487.00	6,907.00	607.00
11	Oak Grove / Jackson County	512.25	4460.00	764.25				512.25	4,460.00	764.25
12	Olathe	225.00	5625.00	195.00	300.00	1550.00	25.00	525.00	7,175.00	220.00
13	De Soto, KS / Johnson County	447.00	4539.50	639.50	89.50	907.90	30.00	536.50	5,447.40	669.50
14	Independence, Mo / Jackson County	540.00	7350.00	925.00				540.00	7,350.00	925.00
15	City of Spring Hill, KS	549.50	4539.50	814.50				549.50	4,539.50	814.50
16	Platte City, Platte County	550.50	4539.50	814.50	0.00	0.00	0.00	550.50	4,539.50	814.50
17	Belton MO, Cass County	520.50	6225.00	833.00	42/hr	42/hr	No Charge	604.50	6,309.00	833.00
18	Tonganoxie - Leavenworth County	648.00	11118.00	640.00				648.00	11,118.00	640.00
19	Douglas County	671.51	5553.51	994.70	0.00	0.00		671.51		
20	Platte County	675.00	7775.00	250.00				675.00	7,775.00	250.00
21	Kansas City Kansas - Wyandotte	281.40	5048.40	400.00	440.20	3382.20	0.00	721.60	8,430.60	400.00
22	Blue Springs/Jackson	597.63	5028.63	0.00	\$149.41	1257.16	0.00	747.04	6,285.79	0.00
23	City of Eudora, KS	767.50	4997.75	900.00	0.00	0.00	0.00	767.50	4,997.75	900.00
24	Gladstone, Clay	673.75	5505	1070	100	800	25	773.75	6,305.00	1,095.00
25	Parkville	853.75	7433.75	1273.75				853.75	7,433.75	1,273.75
26	City of Gardner, KS	549.50	4539.50	814.50	329.70	2723.70	0.00	879.20	7,263.20	814.50
27	Smithville	900.00	22500.00	900.00				900.00	22,500.00	900.00
28	City of Lawrence	916.75	6528.55	902.75	0.00	0.00	0.00	916.75	6528.55	902.75
29	Grain Valley	549.50	3639.50	818.00	386.45	2365.70	513.00	935.95	6,005.20	1,331.00
30	Bonner Springs, KS	590.00	8073.50	585.50	383.50	5247.78	0.00	973.50	13,321.28	585.50
31	City of North Kansas City, MO / Clay Cty	873.85	7737.85	1307.85	131.08	1160.68	196.18	1,004.93	8,898.53	1,504.03
32	Lansing, Kansas	646.50	4339.50	599.00	420.23	2820.68	0.00	1,066.73	7,160.18	599.00
33	Kansas City Missouri	802.40	8842.68	434.89	401.20	4421.04	24.00	1,203.60	13,263.72	458.89
34	City of Fairway	748.75	6238.75	200.00	486.69	4669.43	40.00	1,235.44	10,908.18	240.00
35	Unincorporated Johnson County	767.50	6330.00	1145.00	498.88	4114.50	50.00	1,266.38	10,444.50	1,195.00
36	Jackson County	780.69	6750.25	834.78	507.45	4387.66	0.00	1,288.14	11,137.91	834.78
37	City of Leavenworth	853.75	7433.75	1273.75	554.94	4831.94	0.00	1,408.69	12,265.69	1,273.75

Friday, April 09, 2004



Building Permit Fees

Building A	Building B	Building C
		
<p>Building A is a small office building (1,500 square feet). The total cost is \$80,000. Of that \$80,000, \$5,000 is for plumbing, \$5,000 is for electrical and \$5,000 is for mechanical.</p>	<p>Building B is an industrial facility with 37,500 square feet. The total cost is \$1,500,000, including \$100,000 each for plumbing, electrical and mechanical.</p>	<p>Building C is a 1,500-square-foot residence. The total cost is \$150,000. Of that total, \$5,000 is for plumbing, \$5,000 for electrical and \$5,000 for mechanical.</p>

AVERAGES--4/9/03

	Jurisdiction	Building Permit Fees			Plan Review Fees			Total cost of Building Permit			AVERAGE
		Building A	Building B	Building C	Building A	Building B	Building C	Building A	Building B	Building C	
1	Mission Hills, Kansas	0.00	0.00	1260.00	0.00	0.00	0.00	0.00	0.00	1,260.00	1,260.00
2	City of Prairie Village	253.30	1982.25	393.50	164.77	1288.46	20.00	418.07	3,270.71	413.50	4,102.28
3	Lenexa, KS / Johnson County	225.00	3750.00	180.00	45.00	750.00	30.00	270.00	4,500.00	210.00	4,980.00
4	Excelsior Springs / Clay county	228.00	3455.00	370.00	89.00	1509.00	71.00	317.00	4,964.00	441.00	5,722.00
5	Oak Grove / Jackson County	512.25	4460.00	764.25				512.25	4,460.00	764.25	5,736.50
6	City of Spring Hill, KS	549.50	4539.50	814.50				549.50	4,539.50	814.50	5,903.50
7	Platte City, Platte County	550.50	4539.50	814.50	0.00	0.00	0.00	550.50	4,539.50	814.50	5,904.50
8	City of Raytown, MO	288.00	4428.00	543.00	0.00	904.50	0.00	288.00	5,332.50	543.00	6,163.50
9	De Soto, KS / Johnson County	447.00	4539.50	639.50	89.50	907.90	30.00	536.50	5,447.40	669.50	6,653.40
10	City of Eudora, KS	767.50	4997.75	900.00	0.00	0.00	0.00	767.50	4,997.75	900.00	6,665.25
11	Blue Springs/Jackson	597.63	5028.63	0.00	\$149.41	1257.16	0.00	747.04	6,285.79	0.00	7,032.83
12	Douglas County	671.51	5553.51	994.70	0.00	0.00					7,219.72
13	Belton MO, Cass County	520.50	6225.00	833.00	42/hr	42/hr	No Charge	604.50	6,309.00	833.00	7,746.50
14	Olathe	225.00	5625.00	195.00	300.00	1550.00	25.00	525.00	7,175.00	220.00	7,920.00
15	Grandview, MO	327.00	6007.00	607.00	160.00	900.00	0.00	487.00	6,907.00	607.00	8,001.00
16	Gladstone, Clay	673.75	5505	1070	100	800	25	773.75	6,305.00	1,095.00	8,173.75
17	Grain Valley	549.50	3639.50	818.00	386.45	2365.70	513.00	935.95	6,005.20	1,331.00	8,272.15
18	City of Lawrence	916.75	6528.55	902.75	0.00	0.00	0.00	916.75	6528.55	902.75	8,348.05
19	Cit of Kearney, MO /Clay county	300.00	7500.00	600.00				300.00	7,500.00	600.00	8,400.00
20	Buckner, Missouri	250.00	4500.00	375.00	162.50	2925.00	243.75	412.50	7,425.00	618.75	8,456.25
21	Platte County	675.00	7775.00	250.00				675.00	7,775.00	250.00	8,700.00
22	Independence, Mo / Jackson County	540.00	7350.00	925.00				540.00	7,350.00	925.00	8,815.00
23	Lansing, Kansas	646.50	4339.50	599.00	420.23	2820.68	0.00	1,066.73	7,160.18	599.00	8,825.91
24	City of Gardner, KS	549.50	4539.50	814.50	329.70	2723.70	0.00	879.20	7,263.20	814.50	8,956.90
25	Overland Park, KS / Johnson County	225.00	5625.00	180.00	113.00	2813.00	100.00	338.00	8,438.00	280.00	9,056.00
26	Kansas City Kansas - Wyandotte	281.40	5048.40	400.00	440.20	3382.20	0.00	721.60	8,430.60	400.00	9,552.20
27	Parkville	853.75	7433.75	1273.75				853.75	7,433.75	1,273.75	9,561.25
28	Roeland Park, Johnson County, KS	375.00	9375.00	225.00	0.00	50.00	0.00	375.00	9,425.00	225.00	10,025.00
29	City of North Kansas City, MO / Clay Cty	873.85	7737.85	1307.85	131.08	1160.68	196.18	1,004.93	8,898.53	1,504.03	11,407.49
30	City of Fairway	748.75	6238.75	200.00	486.69	4669.43	40.00	1,235.44	10,908.18	240.00	12,383.62
31	Tonganoxie - Leavenworth County	648.00	11118.00	640.00				648.00	11,118.00	640.00	12,406.00
32	Unincorporated Johnson County	767.50	6330.00	1145.00	498.88	4114.50	50.00	1,266.38	10,444.50	1,195.00	12,905.88
33	Jackson County	780.69	6750.25	834.78	507.45	4387.66	0.00	1,288.14	11,137.91	834.78	13,260.83
34	Bonner Springs, KS	590.00	8073.50	585.50	383.50	5247.78	0.00	973.50	13,321.28	585.50	14,880.28
35	Kansas City Missouri	802.40	8842.68	434.89	401.20	4421.04	24.00	1,203.60	13,263.72	458.89	14,926.21
36	City of Leavenworth	853.75	7433.75	1273.75	554.94	4831.94	0.00	1,408.69	12,265.69	1,273.75	14,948.13
37	Smithville	900.00	22500.00	900.00				900.00	22,500.00	900.00	24,300.00